



REGIONAL KNOWLEDGE CENTER EAST GALILEE

Swords of Iron War: Galilee Residents Situation Survey



Why do we need Regional Knowledge Center?

- ❑ Regional challenges in data collection.
- ❑ Eastern Galilee's data is included in the larger northern district.
- ❑ Part of the data is not collected in our region.
- ❑ The data is not updated or collected annually.
- ❑ Existing academic models used to collect information do not fit the local reality.



3 Collaborative Governance Model

- ✓ **Cross-sector partnership.**
- ✓ **Participatory Democracy: Citizen's engagement.**
- ✓ **Data based decision making.**
- ✓ **Policy change bottom up and top down.**



Regional Knowledge Center Eastern Galilee

At the Regional Knowledge Center - Eastern Galilee Cluster, we lead pioneering research initiatives focused on critical socio-demographic trends within the Eastern Galilee region, driven by active public participation. **Our central mission is to enhance the quality of life in the Eastern Galilee by facilitating informed policy decisions grounded in locally relevant data.**

Our Partners

The center stands as a collaborative effort, proudly supported by Tel-Hai College, the Eastern Galilee Cluster, the Ronald S. and Roadburg Foundation, and the Jewish Federations of Canada - UIA.

Our Main Objective

Our primary goal is to champion both national and regional policies that elevate the quality of life. We achieve this through data-driven work plans and promote government decisions.



Key activities

Quality of Life Assessment: We meticulously measure the quality of life across the Eastern Galilee region and conduct comprehensive trend analyses across various domains.

Data Synthesis and Recommendations: We apply the knowledge and data collected to derive insightful conclusions and recommendations, assisting local authorities in crafting policies firmly rooted in data.

Research on Challenges and Needs: We evaluate in depth regional challenges and requirements, providing a robust foundation for effective interventions.

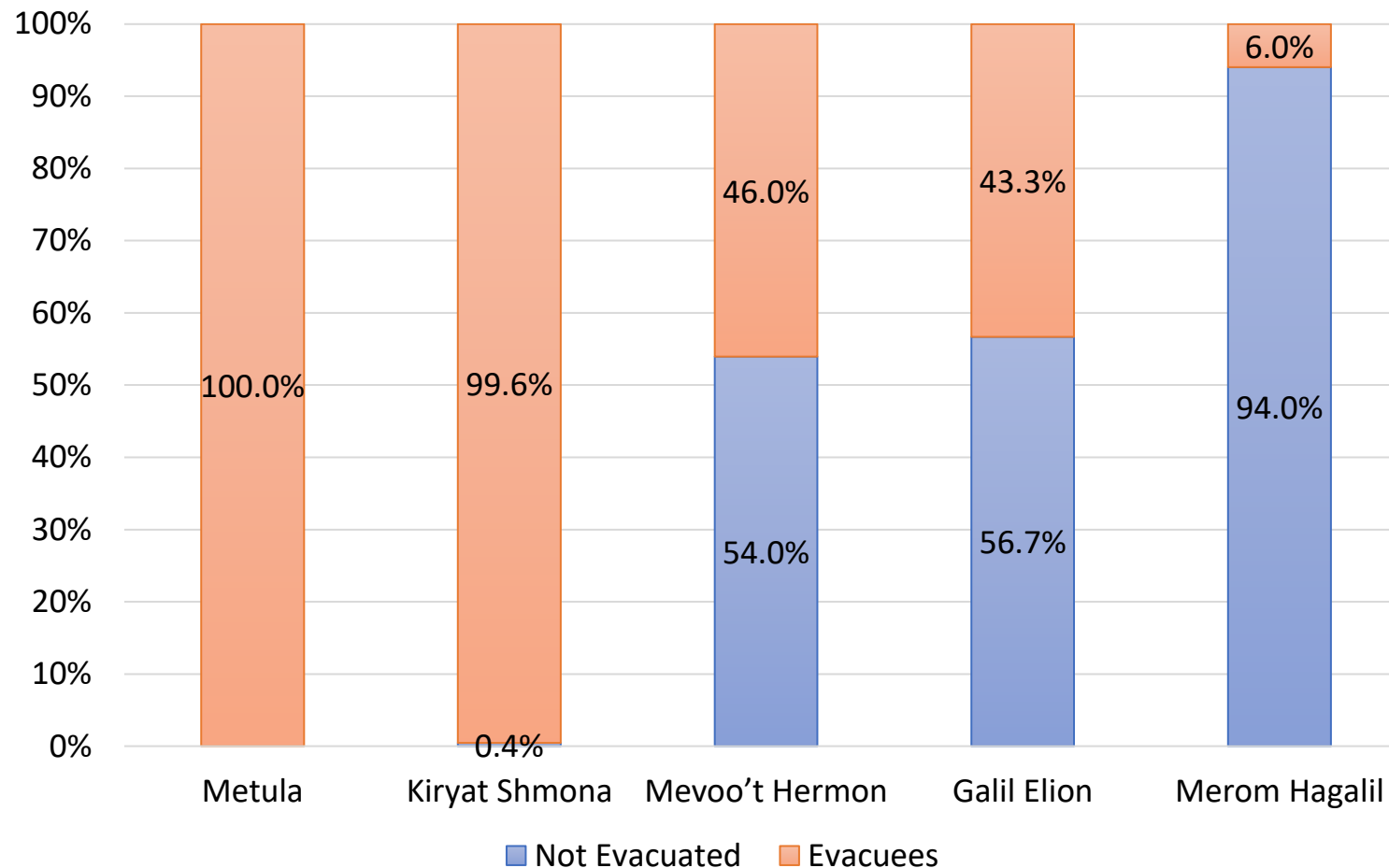
Fostering Regional Identity: We foster a regional approach, language, and identity by engaging the public and adopting collaborative governance methodologies. This process ensures that the community has a sense of ownership over changes.

Policy Advocacy: We disseminate critical findings and policy recommendations stemming from our data collection efforts, contributing to informed decision making.

Evacuation data - Eastern Galilee cluster

6

More than 40K evacuated residents



7

Swords of Iron War: Galilee Residents Situation Survey

This survey aim is to help the Eastern Galilee Cluster and the municipal authorities prepare as best as possible for the "day after", providing them with relevant findings to develop data-based strategies.

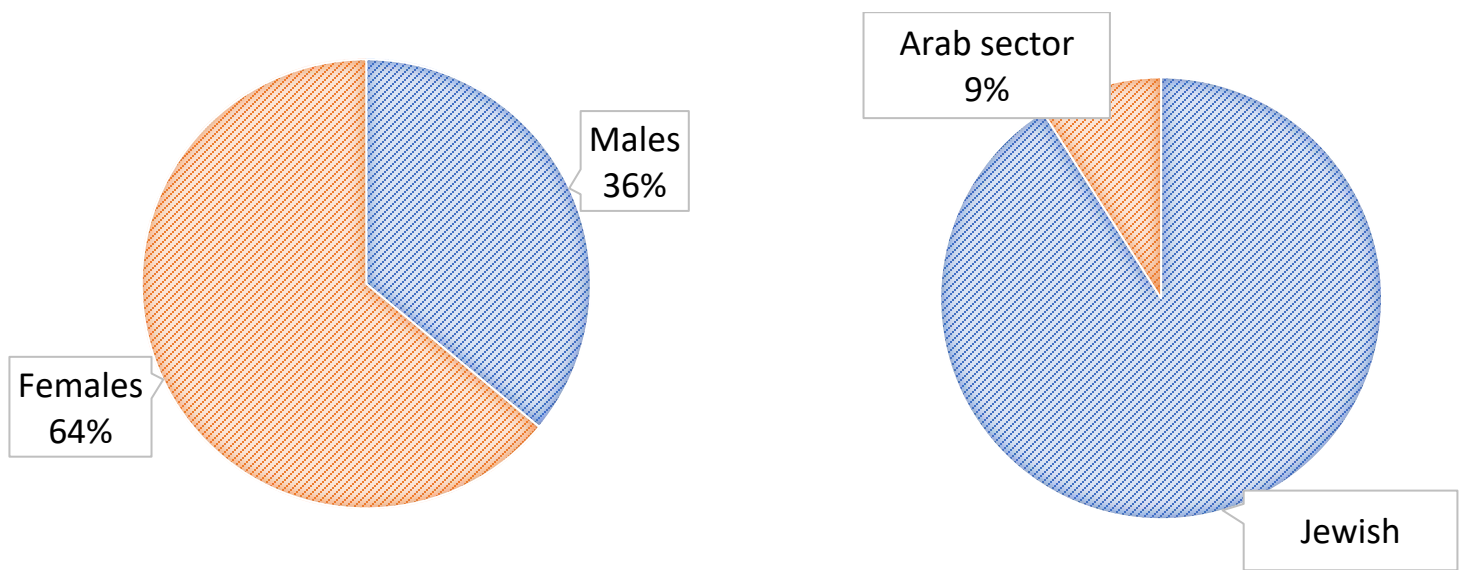
The goals of the survey were to identify the situation of the Eastern Galilee population in four dimensions:

- 1. Perceptions about personal safety**
- 2. Social & community resilience**
- 3. Symptoms of posttraumatic stress disorder (PTSD)**
- 4. Employment/ financial situations.**

Background and Population

8

Some 2,000 individuals responded to the survey, as detailed below:



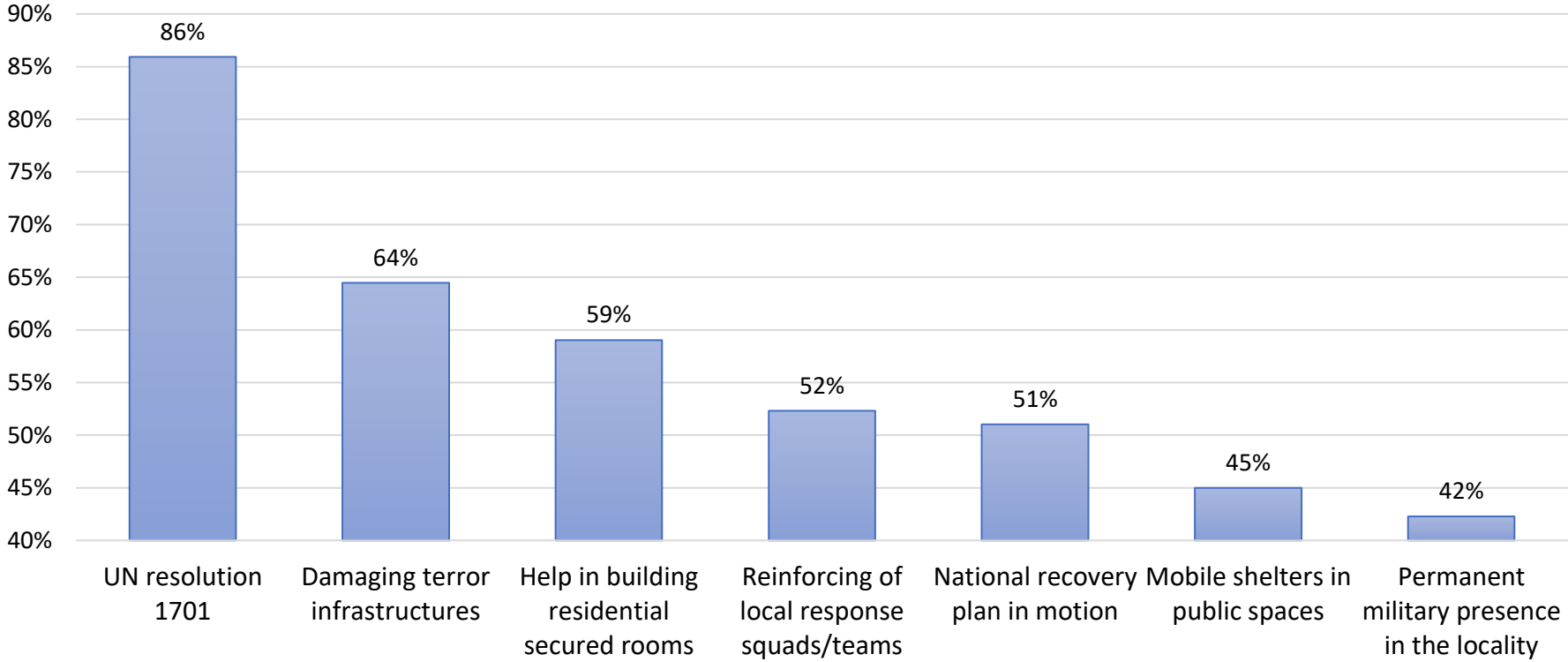
About 50% of the survey participants do not currently live in their homes, due to the current war.

Respondents were asked to rank the importance of several factors, which may contribute to their sense of security.

Sense of Safety

9

Sense of safety components



Most important factors

Factors that are perceived as less significant

Post-Trauma Symptoms

10

What is post-traumatic stress disorder (PTSD)?

A phenomenon that appears following an event in which the person is exposed to extreme events, which are outside the range of normal experiences.

What are its effects?

These traumatic events evoke experiences of fear, terror and helplessness, and can affect the daily functioning of individuals, families and even entire communities.

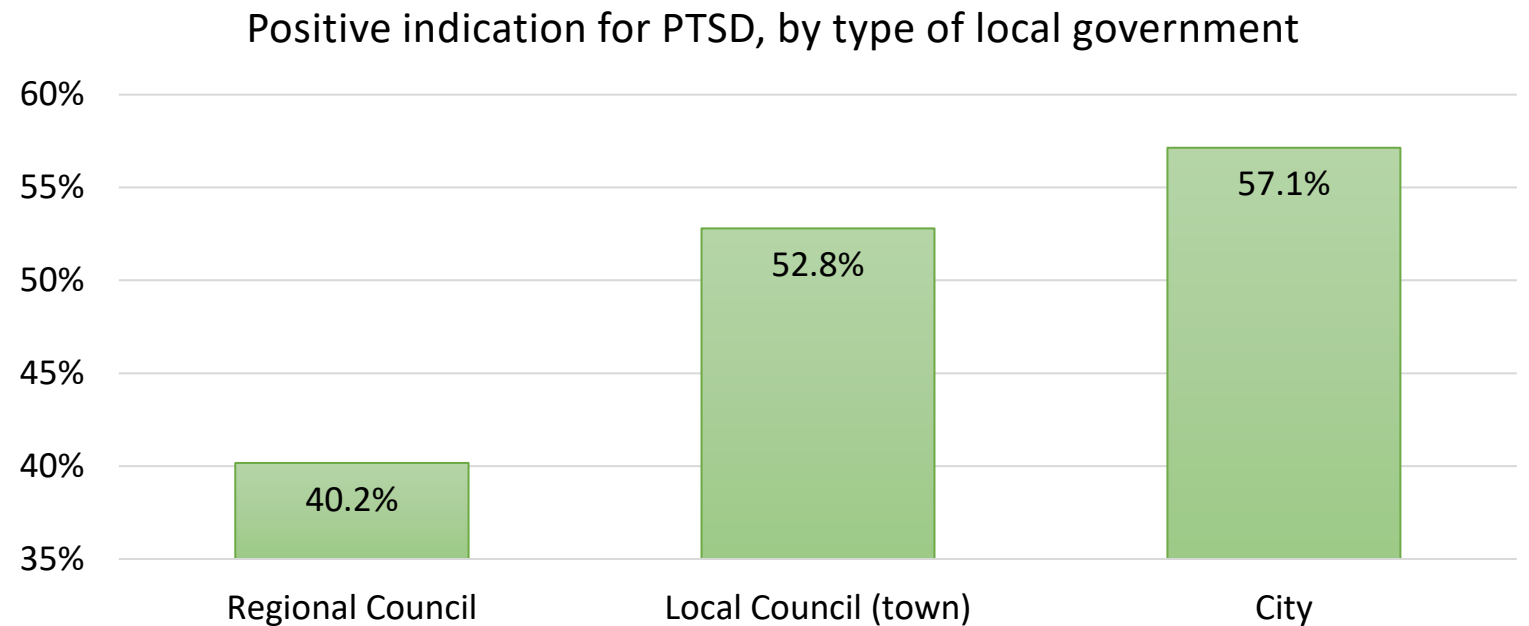


A significant indication of PTSD among the Eastern Galille's residents

11

According to national data from the Center for Suicide and Mental Pain at the Ruppin Academic Center, 16% of Israelis have experienced post-trauma symptoms prior to the current violent cycle.

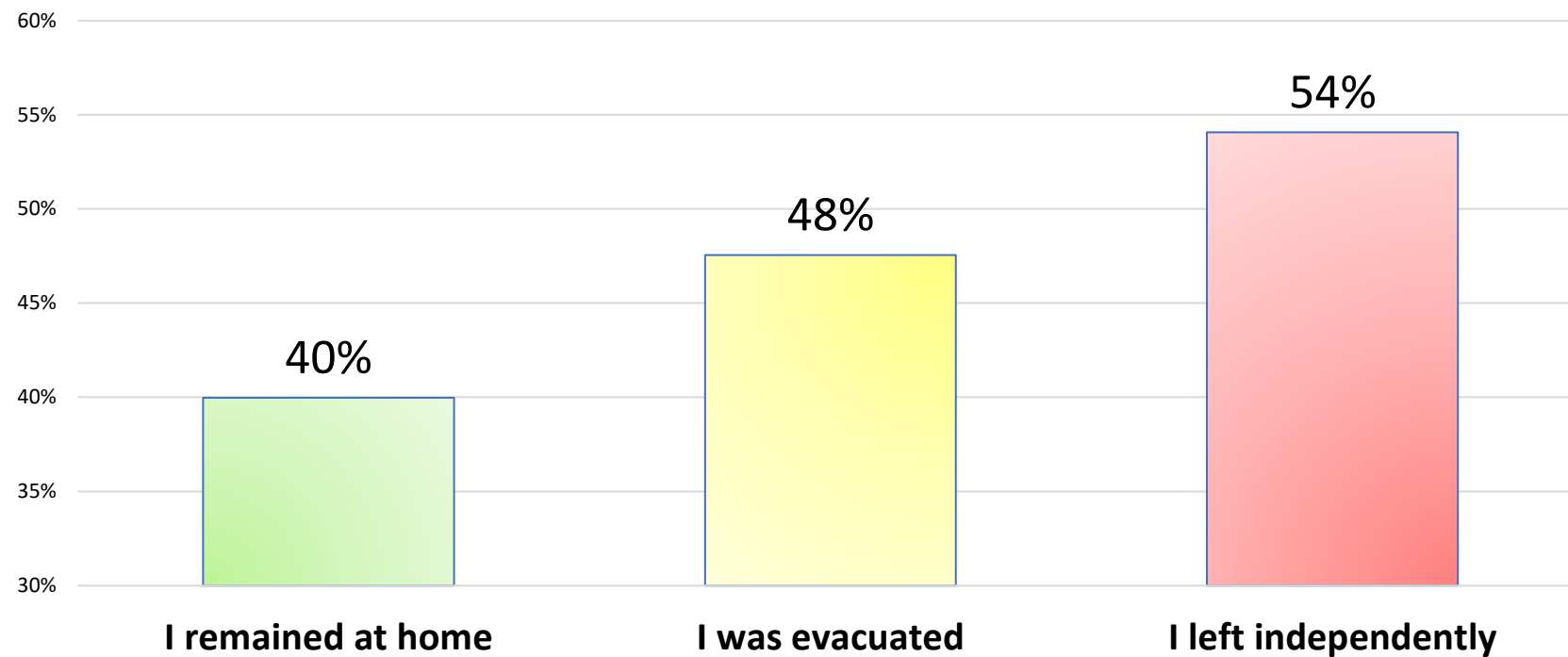
Our survey shows that the PTSD levels are much higher **among Eastern Galilee evacuees.**



Residents of regional councils appear to demonstrate lower levels of PTSD symptoms, than their counterpart in other northern towns and cities.

Evacuation and PTSD symptoms

Post-trauma indications among residents who were evacuated, left independently, or remained at home



Significant differences between residents who stayed versus those who were evacuated, especially among those who evacuated themselves, **and are not in community arrangement and have not been receiving mental support by the state.**

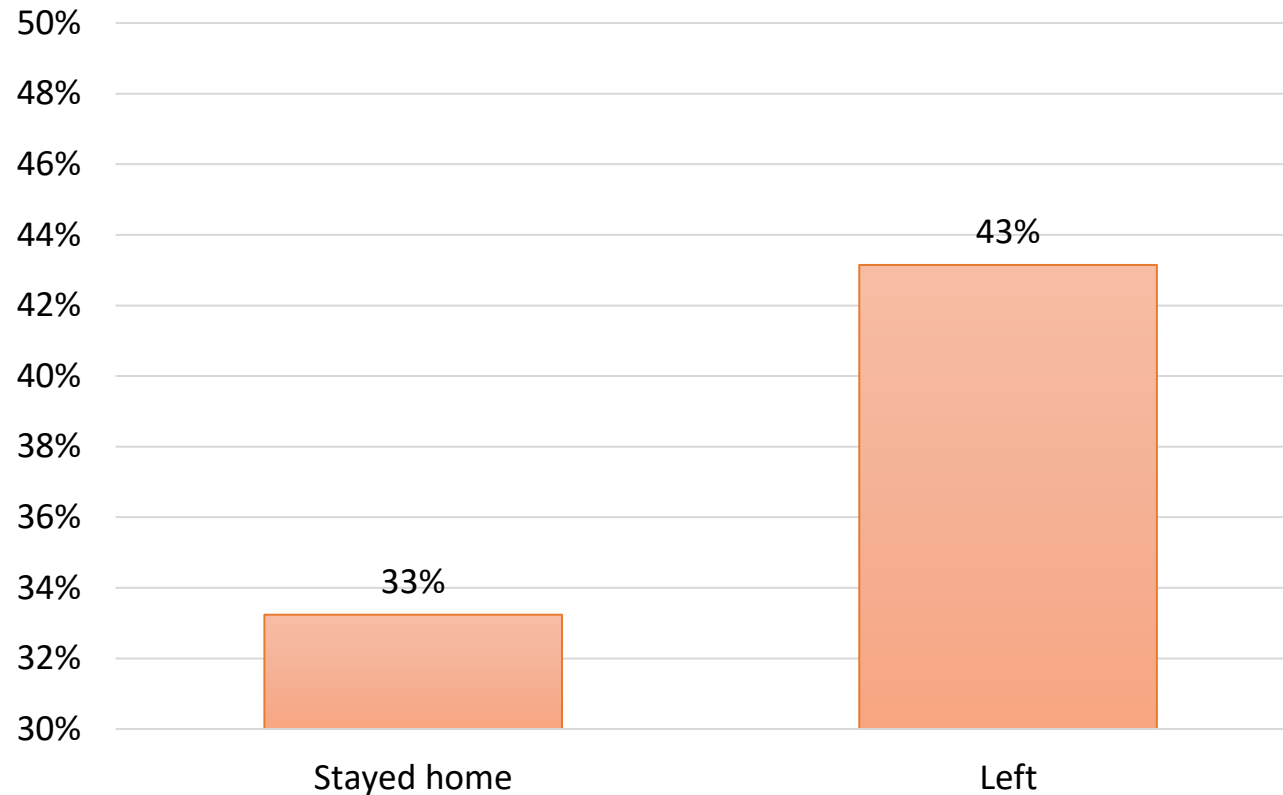


The PTSD effects on everyday life

13

Managing normal personal and social daily routine

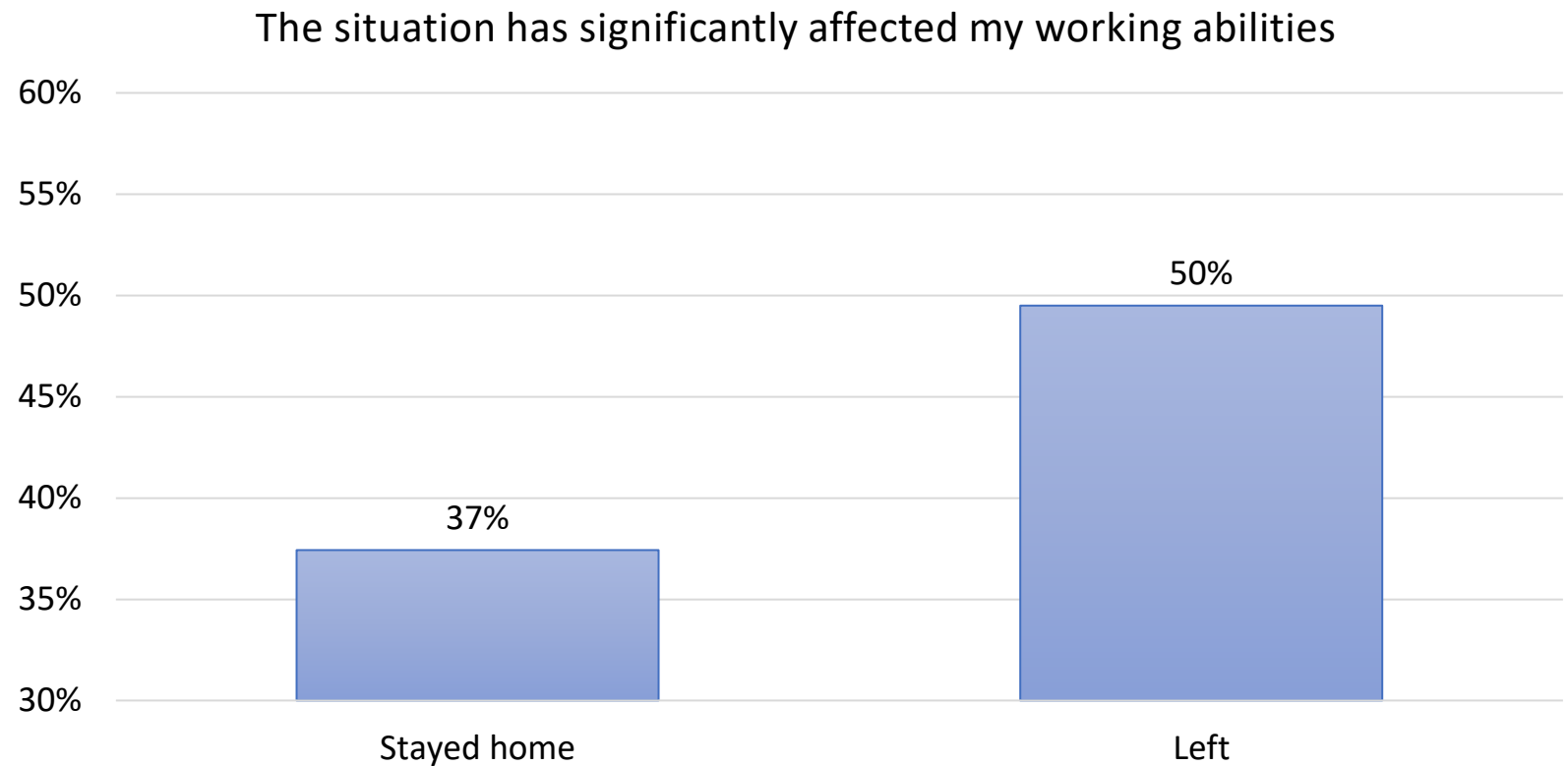
The situation has significantly affected my personal relationships and social life



43% of all those who left their homes reported their personal relationships and social lives have been affected by the situation, as compared to 33% of those who stayed at home.

The PTSD effects on everyday life

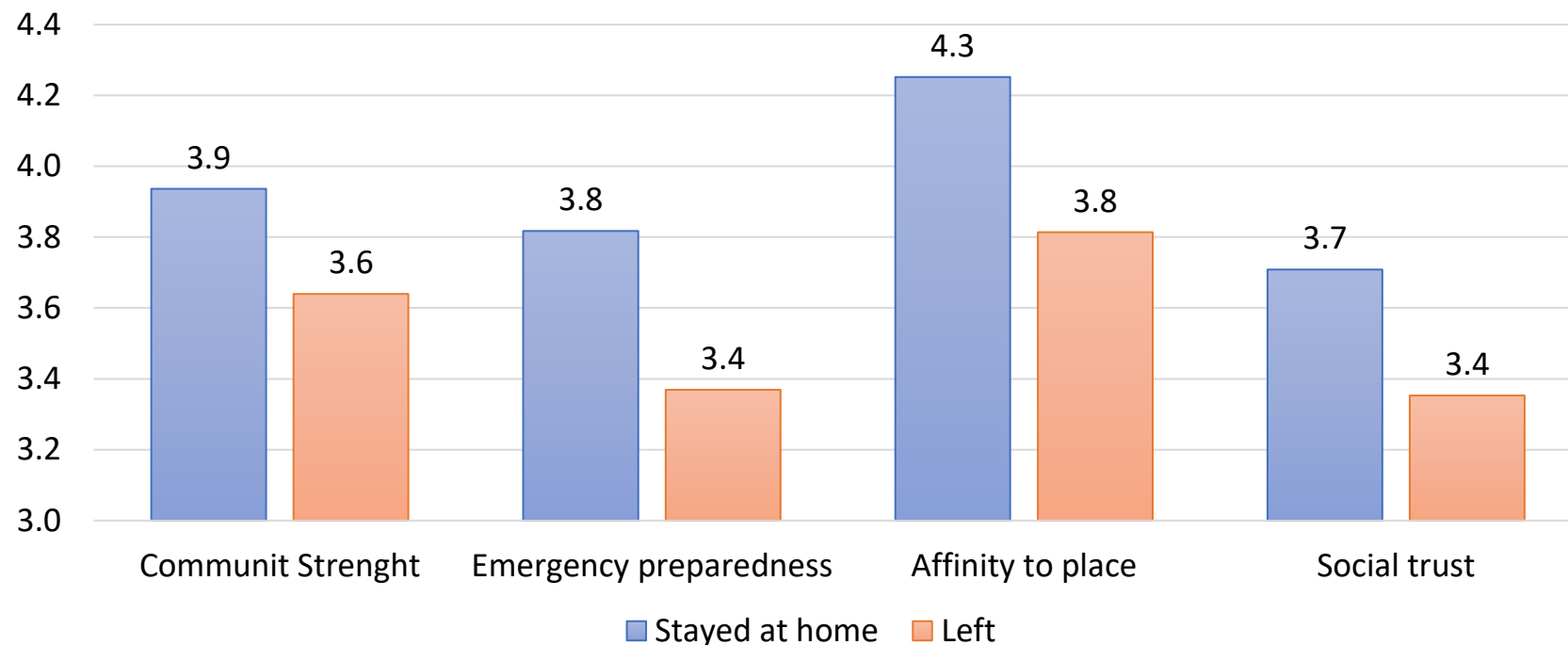
In addition, **50% of those who left their homes reported the situation has severely affected their ability to work**, as compared to 37% among those who stayed.



Community Resilience

The survey measured community resilience according to the following parameters: Community strength, emergency preparedness, affinity to place, social trust.

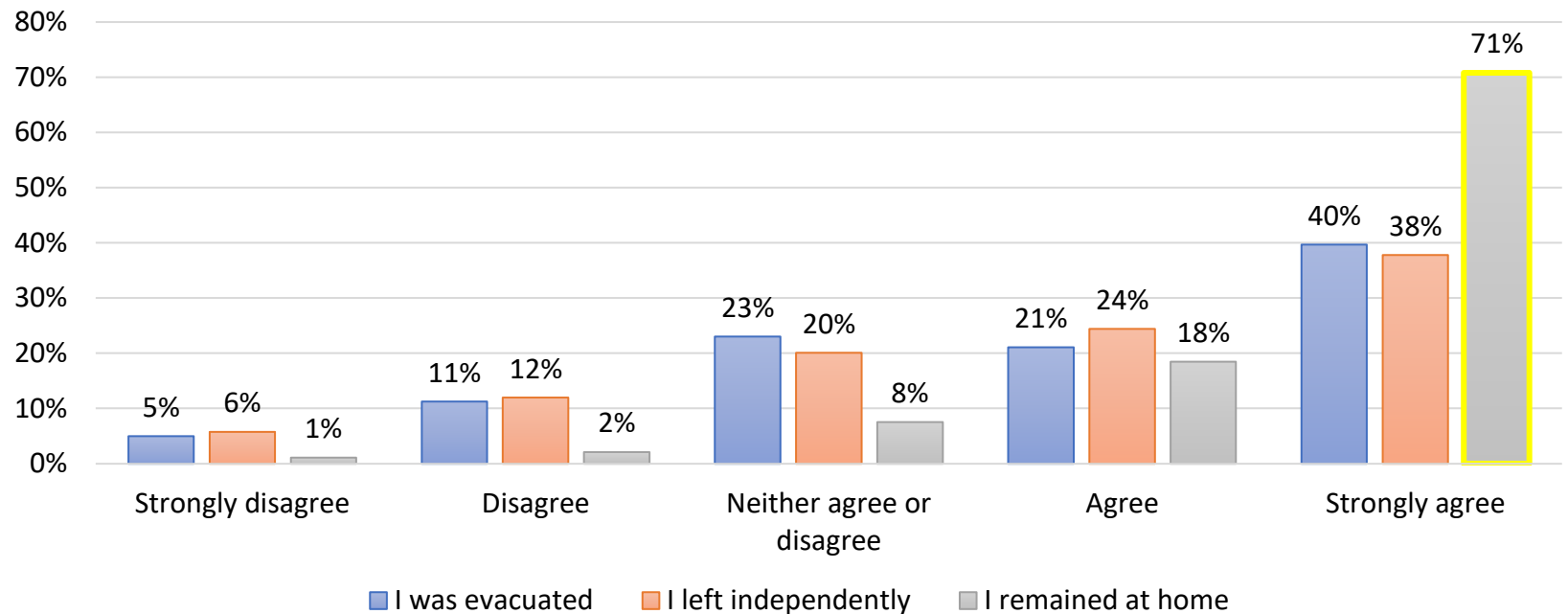
Components of Community Resilience, by evacuation



Community resilience

As can be seen in the next chart, approx. 90% of those who stayed responded "strongly agree" or "agree" on whether they plan to continue living in their community, as opposed to only about 60% of evacuees.

When the war is over and life goes back to normal, I plan to continue living in my home community



Unsurprisingly, Galilee residents who remained at home demonstrate a higher community resilience than those who were evacuated or left on their own.

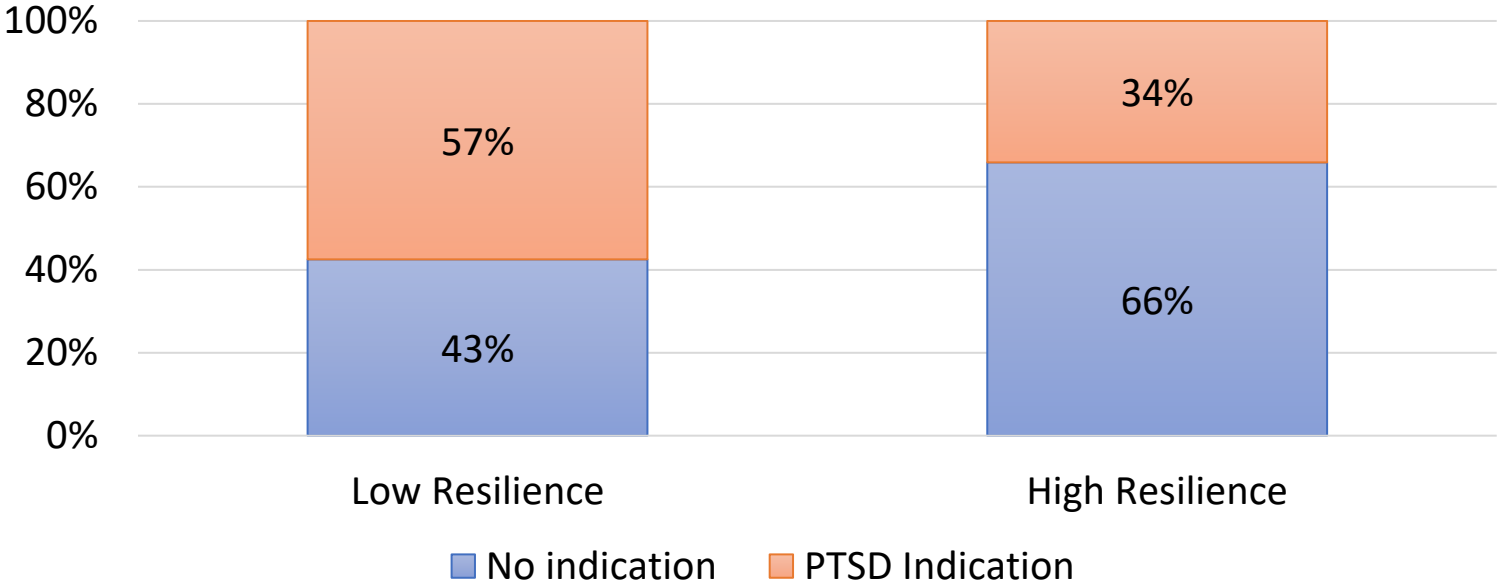


PTSD was more prevalent among residents of municipalities with lower levels of community resilience.

Connection between community resilience and post-trauma symptoms

17

PTSD indication in Municipalities with High/Low levels of Community Resilience



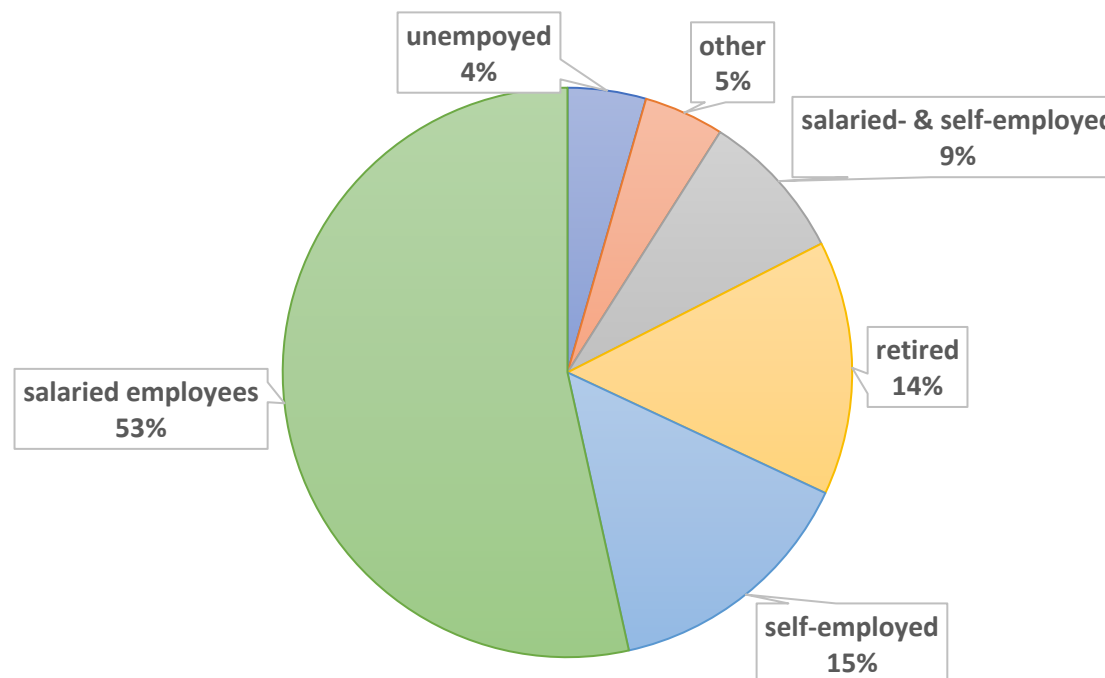
A strong community resilience is crucial to helping communities suffering from PTSD.



Economy and Employment

Most Eastern Galilee residents are employees (total 62%), a significant portion are self-employed in one way or another (total 24%).

Form of employment (in %)



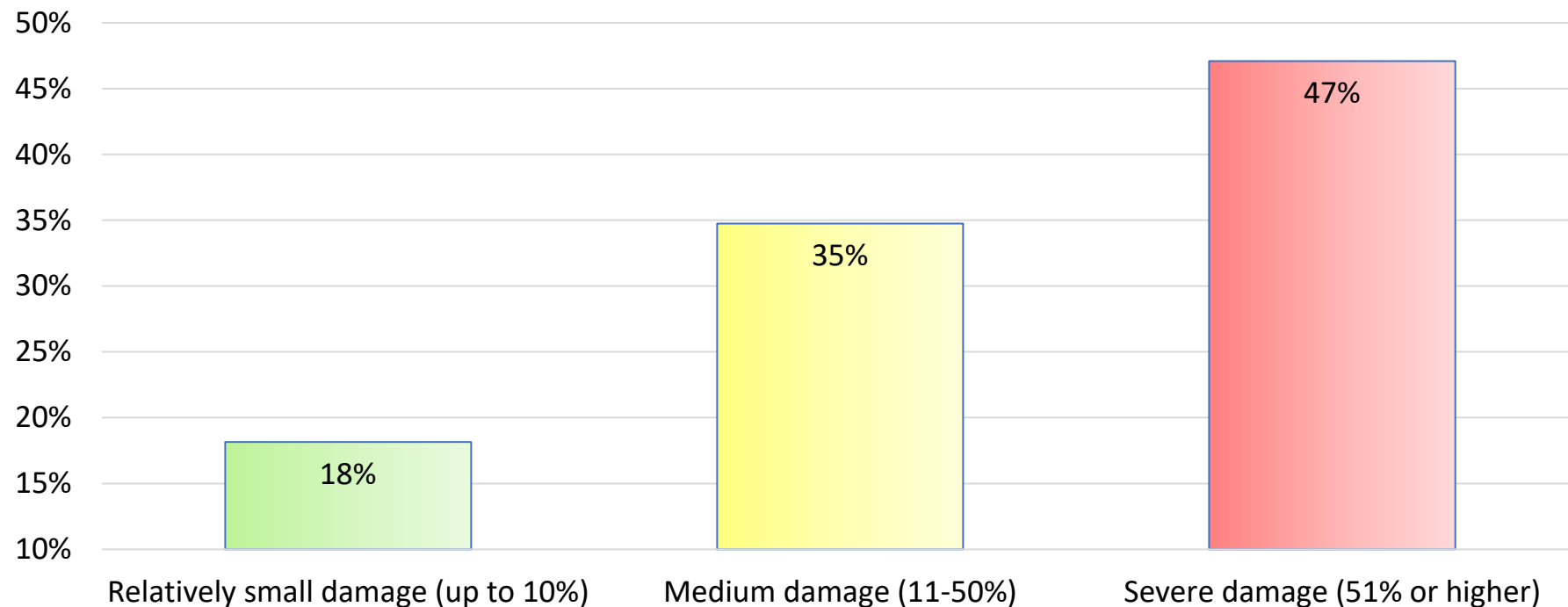
The impact of the war on self-employed is substantial in terms of the vocational climate in the region.

The war effects on employment in the region

The economic and occupational damage is expressed in residents' financial conditions. **48% of all respondents reported their financial situation has worsened**, and 88% of self-employed and business owners reported a hit to their income due to the war.

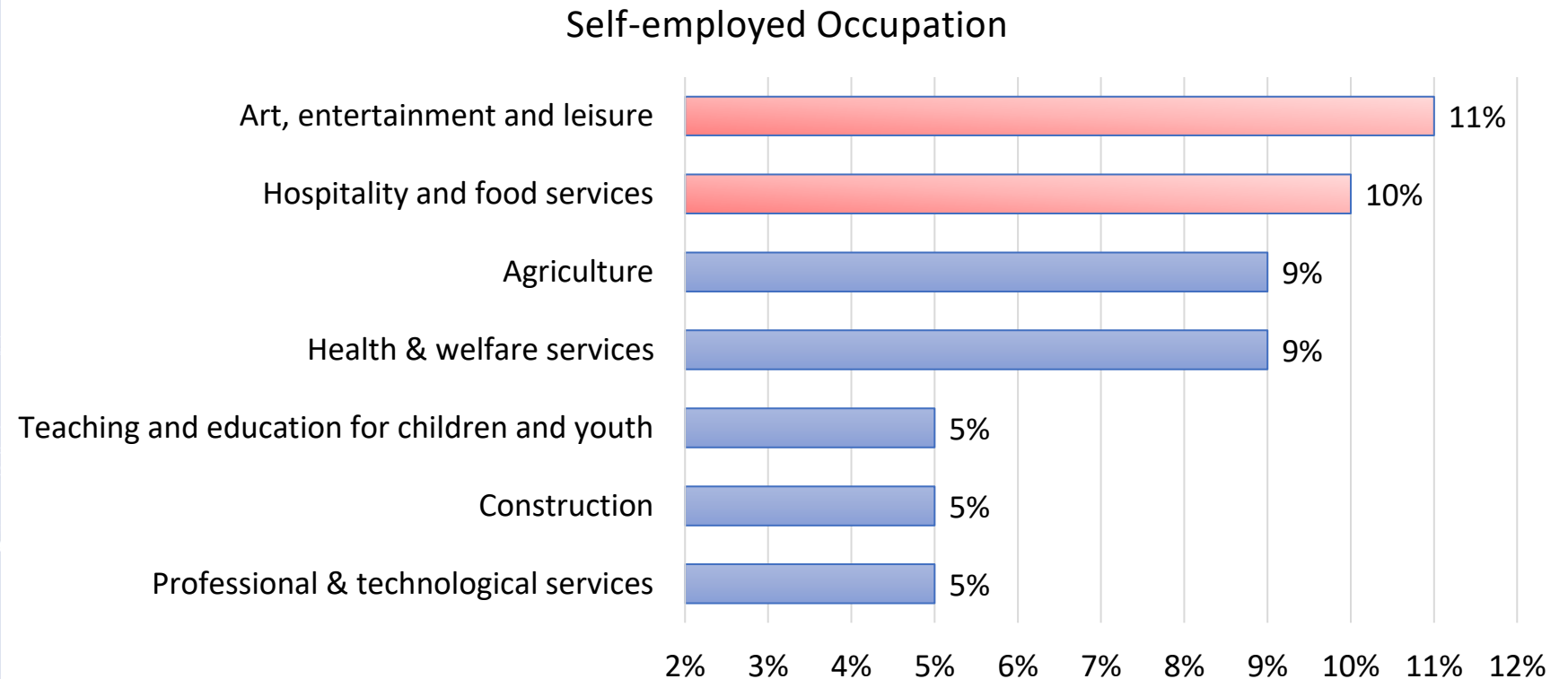
Moreover, as demonstrated in the next chart, **47% of the self-employed individuals reported a severe blow to their financial situation, accounting for a decrease of over 50% in their income during this period.**

Describe the damage to your income level due to the war



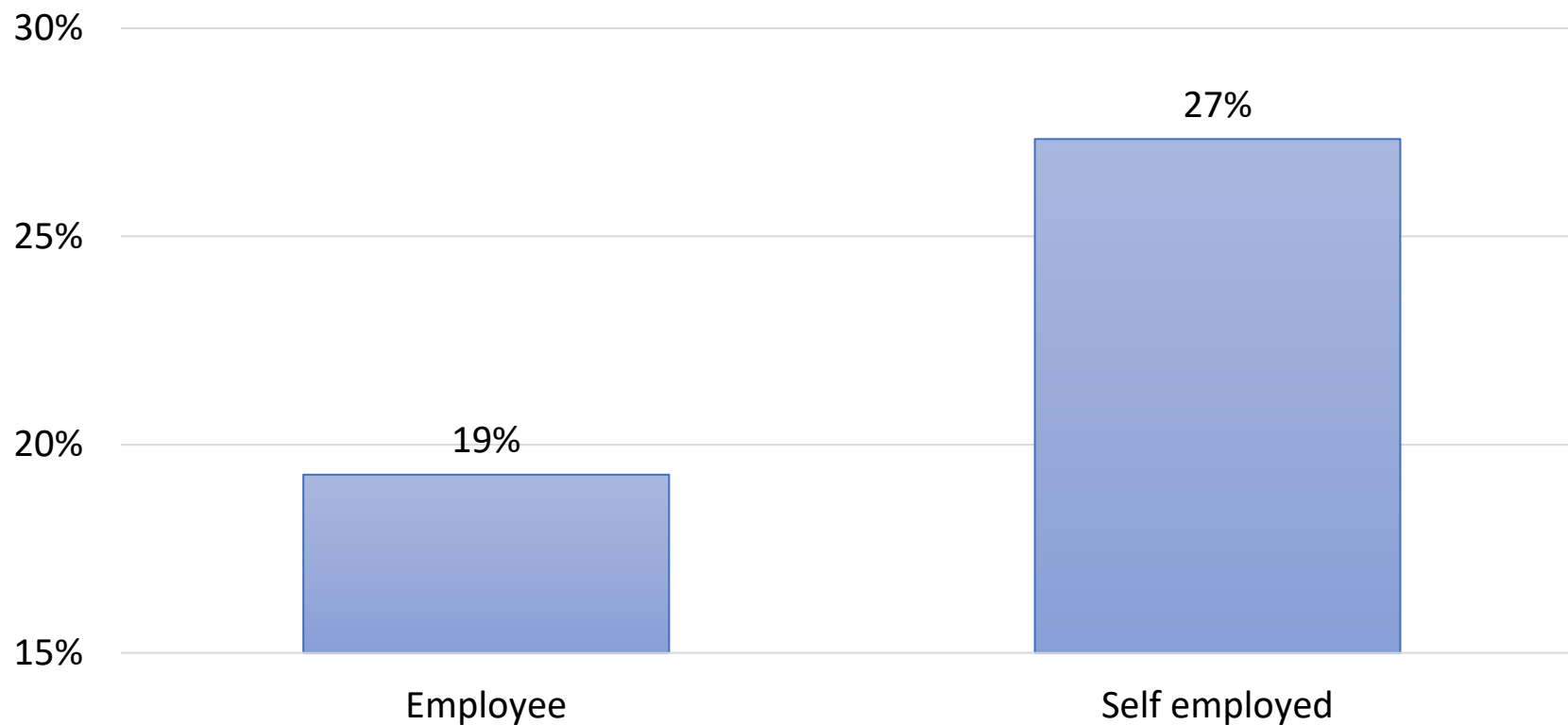
The war effects on employment in the region

21% of the self-employed are in businesses related to tourism, which makes it hard to predict when they might resume working.



The war effects on employment in the region

I will seek employment elsewhere



Almost a quarter of the businesses in the Easter Galilee Cluster are **considering relocating**



Sense of safety

1. The sense of security will be contributed more by **handling the threatening factors**, and less by upgrading internal capabilities.
2. Priorities are also related to **community and personal characteristics**.

Adjusting security solutions to communities' characteristics.

Community resilience

1. Residents who left their homes demonstrate relatively low levels of community resilience.
2. Significant differences between local councils and cities and between regional councils/

Strengthening community resilience should be done while providing an adapted response to the challenges of each community.

Summery

22



Summary

PTSD symptoms

1. **Alarming indication levels** of PTSD in the Eastern Galilee.
2. **Community and personal characteristics**, appear to be related to PTSD symptoms.
3. This index is also related to the **residents' intention to return to their homes** in the future.

Providing assistance to those with PTSD symptoms, while referring to community and family characteristics, could also contribute to the return of the residents to their homes.

Economy and Employment

1. A significant economic setback, **particularly for self-employed individuals.**
2. Worrisome effects on **tourism.**

Dedicated solutions for the self-employed in the Galilee will increase the chances of restoring the local economy.





THANK YOU



מרכז ידע אזורי גליל מזרחי
REGIONAL KNOWLEDGE CENTER
EAST GALILEE



JEWISH FEDERATIONS OF CANADA - UIA
הפדרציות היהודיות בקנדה - UIA
FÉDÉRATIONS JUIVES DU CANADA - UIA



RONALD S
ROADBURG
FOUNDATION



Tel-Hai
COLLEGE



Eastern Galilee
Regional Cluster